

CYANURIC ACID

TABLET · CODE 3673-SC

QUANTITY	CONTENTS	CODE
100	*CYANURIC ACID IG Tablet	*6996A-H
1	Tablet Crusher	0175





***WARNING:** Reagents marked with an * are considered to be potential health hazards. To view or print a Safety Data Sheet [SDS] for these reagents go to www.lamotte.com. Search for the four digit reagent code number listed on the reagent label, in the contents list or in the test procedures. Omit any letter that follows or precedes the four digit code number. For example, if the code is 4450WT-H, search 4450. To obtain a printed copy, contact LaMotte by email, phone or fax.

Emergency information for all LaMotte reagents is available from Chem-Tel: [US, 1-800-255-3924] [International, call collect, 813-248-0585].

APPLICATION:	Swimming pool water.
RANGE:	0–110 ppm
MDL:	TBD
METHOD:	A buffered solution of melamine forms a precipitate with cyanuric acid in proportion to the amount of cyanuric acid present. The amount of particles in suspension is measured turbidimetrically.
SAMPLE HANDLING & PRESERVATION:	Cyanuric acid samples should be analyzed as soon as possible after collection. Deterioration of the sample can be minimized by keeping samples in the dark or refrigerated until analysis can be performed.
INTERFERENCES:	No known interference from compounds normally found in pool water. Temperature of the sample should be maintained between 70°F and 80°F for best results. Check for stray light interference.

Test Procedures

PROCEDURE

1. Press  and hold until colorimeter turns on.
2. Press  to select **Testing Menu**.
3. Select **All Tests** (or another sequence containing **040 Cyanuric Acid T**) from **Testing Menu**.
4. Scroll to and select **040 Cyanuric Acid T** from menu.
5. Rinse a clean tube [0290] with sample water. Fill to the 10 mL line with sample.
6. Insert tube into chamber, close lid and select **Scan Blank**.
7. Remove tube from colorimeter. Add one *CYANURIC ACID IG Tablet [6996A]. Crush with thoroughly with Tablet Crusher [0175]. Cap.
8. Invert 3 times to mix.
9. Wait 2 minutes.
10. Do not mix. Insert tube into chamber. Close lid. Select **Scan Sample**.
11. Press  to turn colorimeter off, select **Print Test** to print the results, or press  to exit to a previous menu or make another menu selection.



802 Washington Ave · Chestertown · Maryland · 21620 · USA
410-778-3100 · 800-344-3100 · www.lamotte.com

© 2021 LaMotte Company | 3673-SC | 03.21