

Insta-TEST®

PHOSPHATE

LOW RANGE

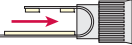
0-2500 ppb

25 Test Strips

 **LaMotte**

Chester town, MD 21620
www.lamotte.com/insta

Phosphate
Low Range
Code 3021-G ppb



1. Fill test tube (0106) to 10 mL line.

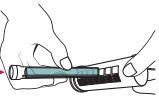
2. Remove one test strip from bottle. Close bottle cap tightly after removing strip. Gently bend strip in half (do not fold) with pads facing inward. Place strip inside test tube cap (as shown).

3. Cap test tube and invert slowly 5 times (invert the tube slowly to allow the bubble to go from the top to bottom and bottom to top).

4. Remove cap and test strip.

5. Place bottom of test tube on white boxed area of color chart. Look down through OPEN test tube (as shown) and compare to color chart.

Look Down Thru Tube



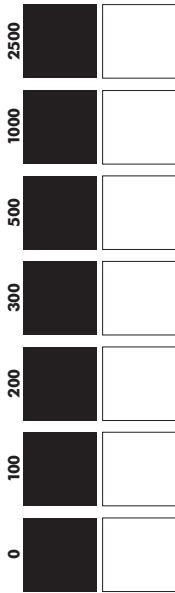
TIPS

Keep wet fingers out of the bottle.

Close cap tightly after removing strip.

For best results, read in natural light.

Store in a cool, dry place.



Drop holding box and dotted tolerance line