




Code 3043-DR-01 | Direct Reading Titrator, 0-500 ppm

QUANTITY	CONTENTS	CODE	
15 mL	QAC Indicator Solution	6413-E	
60 mL	QAC Titration Solution	6412-H	
1	Test Tube, 5-10-15-20-25-30 mL, plastic, w/cap	0715-DRT	
1	Direct Reading Titrator, 0-500 Range	0383	<div><p>*Reagent is a potential health hazard. READ SDS: lamotte.com</p><p>Emergency information:</p><p>Chem-Tel USA 1-800-255-3924</p><p>Int'l, call collect, 813-248-0585</p><div><div>READ SDS</div><div></div><div></div></div></div>
1	Brush, Test Tube	0514	
To order individual reagents or test kit components, use the specified code number.			

Read the LaMotte Direct Reading Titrator Manual before proceeding. The Titrator is calibrated in parts per million (ppm) QAC; each minor division equals 10 ppm.

PROCEDURE

- NOTE: Nitrites can cause serious interference in this nitrate test and should be determined separately and compensated for if present. The best results are obtained when solution temperatures are close to 23°C.
1. Fill test tube [0715-DRT] to 10 mL line with sample water. Dilute to 15 mL line with QAC-free tapwater or distilled water.
 2. Add 5 drops of QAC Indicator Solution [6413]. Cap and mix. Solution will turn green.
 3. Fill Direct Reading Titrator [0383] with QAC Titration Solution [6412]. Insert titrator tip into the center hole of the test tube cap.
 4. While gently swirling the tube, slowly press the plunger to titrate until the green tint just disappears and the solution turns brown.
 5. Read test result where large ring on Titrator meets Titrator scale. Record as ppm QAC.
 6. Thoroughly wash the test tube with the brush [0514]. Rinse with clean water after each test.