



LOW RANGE MOLYBDENUM KIT
TEST STRIPS
CODE 3628-01

QUANTITY	CONTENTS	CODE
50	Molybdenum Test Strips	3025
30 mL	*Molybdenum Buffer	*7646-G
2	Test Tube, with caps	0106
1	Pipet, 0.5mL, plastic	0353
1	Color Chart	3628-CC

***WARNING:** Reagents marked with an * are considered to be potential health hazards. To view or print a Safety Data Sheet (SDS) for these reagents go to www.lamotte.com. Search the four digit reagent code number listed on the reagent label, in the contents list or in the test procedures. Omit any letter that follows or precedes the four digit code number. For example, if the code is 4450WT-H, search 4450. To obtain a printed copy, contact LaMotte by e-mail, phone or fax.

Emergency information for all LaMotte reagents is available from Chem-Tel: (US, 1-800-255-3924) (International, call collect, 813-248-0585)

To order individual reagents or test kit components, use the specified code number.

Warning! This set contains chemicals that may be harmful if misused. Read cautions on individual containers carefully. Not to be used by children except under adult supervision.

PROCEDURE

1



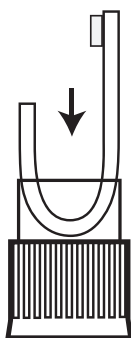
Fill a test tube (0106) to the 5 mL line with sample water.

2



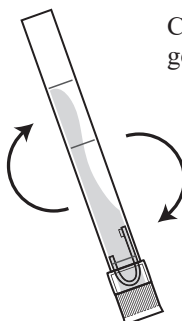
Use 0.5 mL pipet (0353) to add 0.5 mL of *Molybdenum Buffer (7646).

3



Remove one Molybdenum Test Strip (3025) from vial. Gently bend strip approximately in half (do not fold) with pad facing inward and visible above the other end of the strip. Place strip inside test tube cap.

4



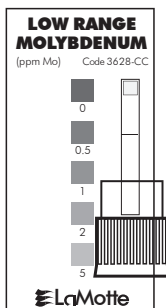
Cap and invert gently 5 times.

5



Remove cap. Do not remove strip from cap. Wait 30 seconds.

6



Using cap as a handle, compare test strip to color chart (3628-CC). Read the result as ppm Molybdenum (Mo).

LaMOTTE COMPANY

Helping People Solve Analytical Challenges

PO Box 329 · Chestertown · Maryland · 21620 · USA

800-344-3100 · 410-778-3100 [Outside USA] · Fax 410-778-6394

Visit us on the web at www.lamotte.com

63628-01 02/19