

coliform BACTERIA

positive



Many gas bubbles present.

Gel rises to surface.

Liquid below gel is cloudy.

Indicator turns yellow.

negative




Liquid above gel is clear.

Indicator remains red or turns yellow with no gas bubbles.

Gel remains at bottom of tube.


coliform BACTERIA



- 1** Fill the tube to the 10 mL line.



- 4** Incubate the tube upright, at room temperature, for 48 hours. Store out of direct sunlight.




- 2** Replace cap.



- 5** Compare the contents of the tube to the Coliform Bacteria Color Chart (5880-CC).

WARNING! This set contains chemicals that may be harmful if misused. Read cautions on individual containers carefully. Not to be used by children except under adult supervision



- 3** Stand the tube upright, with tablet (4890) flat on the bottom of the tube.

**Lamotte**

PO Box 329 • Chestertown • MD • 21620 • USA
800-344-3100

9/19