

BioPaddles®

IDENTIFICATION

Side 1 of each BioPaddle is marked with an indented laser line at the end of the paddle.



STORAGE

Store tightly sealed BioPaddles® in a cool, dry location. Shield from direct sunlight. Store BioPaddles® at room temperature (65 - 77°F/18 - 25°C). Avoid sudden temperature changes. Temperature fluctuations may result in condensation settling at the bottom of the vial. This will not affect the culture properties but could reduce the shelf-life or cause the agar to separate from the plastic paddle support. Do not refrigerate or store at temperatures above 80°F/27°C. Refrigeration may result in water condensation. Avoid freezing.

Refer to Best Before End date (See: BBE stamped on vial). Discard if paddle agar appears oxidized and darker than the expected color or if contaminants appear. The expiration date is based on medium in an intact container that is stored as directed.

SAMPLING

Liquids: Twist to remove paddle from vial. Fill vial to 40 mL fill line with the liquid to be sampled. Replace paddle. Allow 15 second contact time. Remove the paddle. Empty the vial. Replace the paddle in the vial.



Surfaces: Recovery rate is about 50%. Twist paddle to remove from vial. Touch the paddle surface (10 cm²) to test surface. Allow 15 second contact time. Replace paddle in vial.

Air: Twist to remove paddle from vial. Invert the paddle and mount the circular cap into the vial exposing the agar covered paddle. Expose for 15 minutes. Replace the paddle in the vial.

INCUBATION

In general, incubate at 35°C ±2° for 18-24 hours. Incubation for longer than 24 hours may produce confluent growth making enumeration more difficult. For incubation instructions for specific BioPaddles see Tech Data Sheet at www.lamotte.com/BioPaddles.html

NOTE: BioPaddles 5550, 5551, and 5552 may be incubated at room temperature for educational purposes. Expect longer incubation times (3-5 days) at lower temperatures.

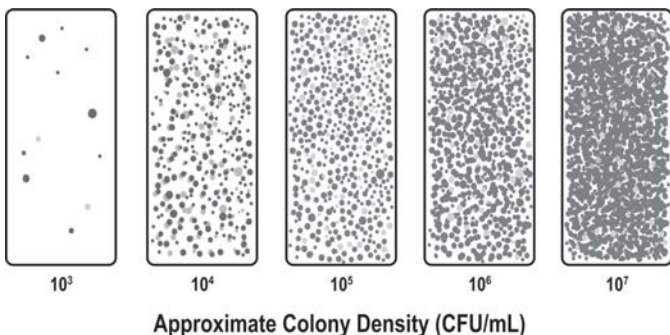
COLONY MEASURING

Each BioPaddle has molded media points that are 4 mm in length (point to point). This feature provides a useful guide for estimating colony size.

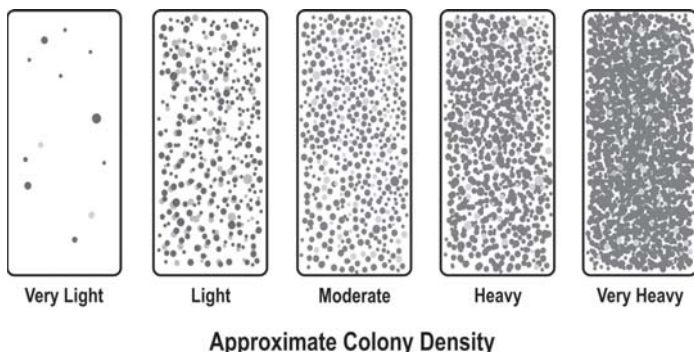


TOTAL VIABLE COUNT

Liquids




Surfaces



DISPOSAL

Twist to remove paddle from vial. Fill vial to 40 mL fill line with 1:9 dilution of household bleach (5.25% sodium hypochlorite). Replace paddle in vial. Allow 15 minute contact time. Remove paddle. Discard bleach solution. Replace paddle in vial and dispose. Alternatively, loosen cap and microwave for 30 seconds, autoclave, or incinerate.



FREE BioPaddles® Colony ID™ Lite App

Compare growth on BioPaddle media from 5 microhabitats to 60 microbe images for presumptive identification.

BioPaddles® Colony ID™ App

Capture image of colony growth on BioPaddle media with iPad. Compare to 200 microbe images from 5 microhabitats for presumptive identification and emailable report.

Visit www.lamotte.com/BioPaddles.html to view and download Technical Information Documents for specific BioPaddles.



LaMotte Company • PO Box 329
Chestertown, MD 21620 • 800-344-3100

65540 11.13.14

WARNING! This set contains chemicals that may be harmful if misused. Read cautions on individual containers carefully. Not to be used by children except under adult supervision.

For *in vitro* diagnostic use only. These products should be used only by adequately trained personnel with knowledge of microbiological techniques in the laboratory.
©2012 LaMotte Company. All rights reserved.