

FREE, TOTAL, & COMBINED CHLORINE KIT

Code 3308-01 | Octa-Slide 2, 0.2-3.0 ppm



QUANTITY	CONTENTS	CODE
50	*DPD 1R Tablets (6999A)	*6905A-
50	*DPD 3R Tablets (6905A)	*6999ABOX
2	Test Tubes, 2.5-5-10mL. plastic, w/caps	0106
1	Octa-Slide 2 Viewer	1101
1	Chlorine Octa-Slide 2 Bar, 0.2-3.0 ppm	3401-01

To order individual reagents or test kit components, use the specified code number.



*Reagent is a potential health hazard. **READ SDS:** lamotte.com
Emergency information:
Chem-Tel USA 1-800-255-3924
Int'l, call collect, 813-248-0585



Warning! This set contains chemicals that may be harmful if misused. Read cautions on individual containers carefully.
Not to be used by children except under adult supervision.



USE OF THE OCTA-SLIDE 2 VIEWER

EPA ACCEPTED PROCEDURE




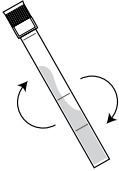

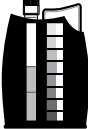
EPA Accepted for NPDWR monitoring. For compliance monitoring a Check Standard should be prepared.

CHECK STANDARD PREPARATION: 1 ppm equivalent solution

1. Prepare a stock solution containing 891 mg potassium permanganate diluted to 1 L with distilled water in a volumetric flask [1000 ppm equivalent solution]. Prepared fresh daily.
2. Dilute 1 mL of this solution to 1000 mL with distilled water in a volumetric flask. This solution is equivalent to 1 ppm Free Available Chlorine.



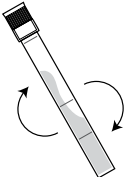

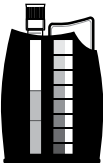
PROCEDURES

FREE AVAILABLE CHLORINE

1. Insert Chlorine Octa-Slide 2 Bar [3401-01] into the Octa-Slide 2 Viewer [1101].		2. Fill a test tube [0106] to the 5 mL line with the water sample.		3. Add one *DPD 1R Tablet [6999A].	
4. Cap and mix until tablet disintegrates.		5. Insert test tube into Octa-Slide 2 Viewer.		6. Hold the Viewer so that non-direct light enters through the back. Match sample color to a color standard. Record as ppm Free Available Chlorine.	

NOTE: Retain this sample if Total Residual Chlorine and Combined Chlorine are to be tested.

TOTAL RESIDUAL CHLORINE

1. Insert Chlorine Octa-Slide 2 Bar [3401-01] into the Octa-Slide 2 Viewer [1101].		2. Add one *DPD 3R Tablet [6905A] to sample from step 4.		3. Cap and mix until tablet disintegrates.	
4. Insert test tube into Octa-Slide 2 Viewer.		6. Hold the Viewer so that non-direct light enters through the back. Match sample color to a color standard. Record as ppm Total Residual Chlorine.			

COMBINED CHLORINE

Combined Chlorine, ppm = Total Residual Chlorine, ppm - Free Available Chlorine, ppm